


Spinsolve 60 Carbon

60 MHz carbon benchtop NMR

The Spinsolve 60 Carbon benchtop NMR spectrometer gives you a remarkable 60 MHz NMR spectrometer in a compact benchtop instrument. The spectrometer is capable of a wide range of ^1H , ^{19}F , and ^{13}C NMR experiments. The software is beautiful and easy for anyone to use. You can also quickly automate running multiple experiments with flexible scripting.



Features

- 1D and 2D NMR experiments
- ^1H , ^{19}F and ^{13}C nuclei
- No spinning or compressed gas
- Compact, benchtop size and weight
- No cryogenics

Applications

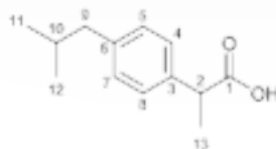
- Research laboratories
- Industrial QA/QC laboratories
- Undergraduate education

11,12

8,4
7,5

6
3

1



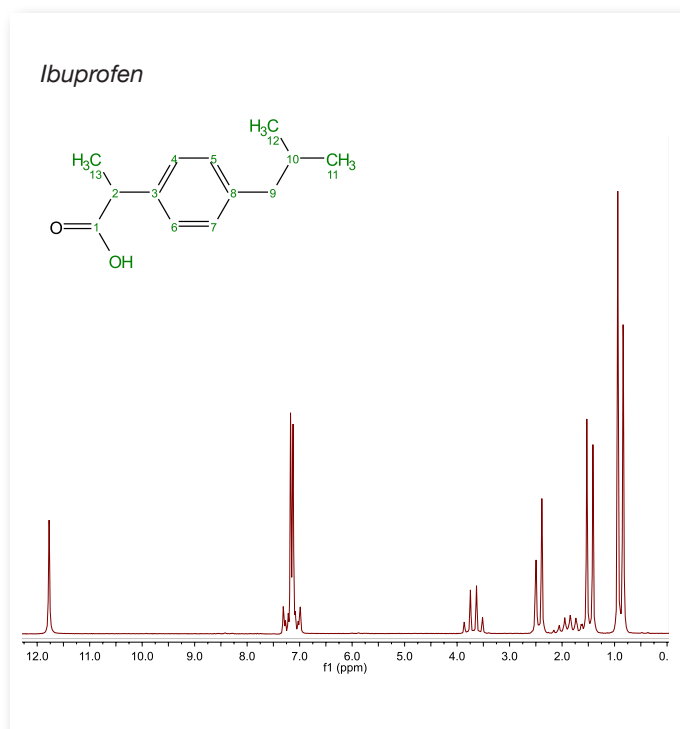
^{13}C $\{^1\text{H}\}$ 500 mM Ibuprofen

9 2

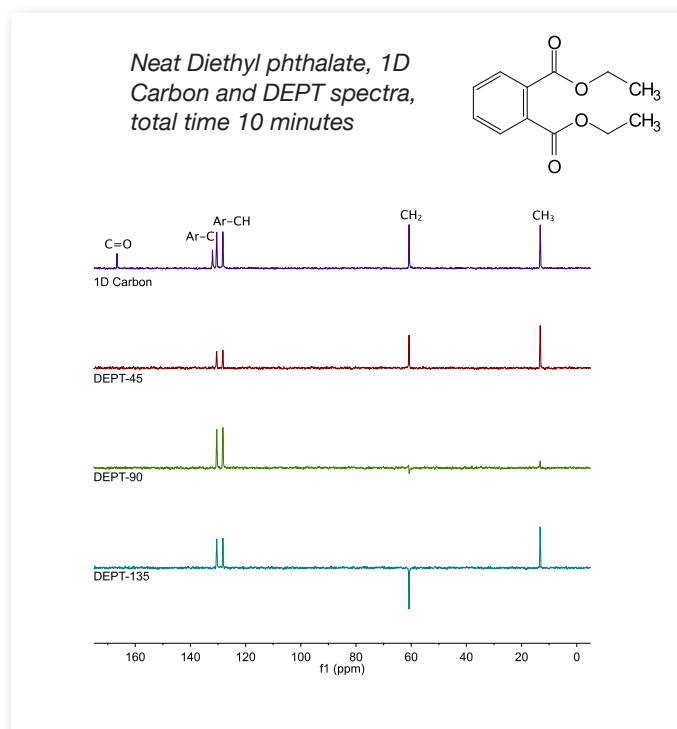
10

13

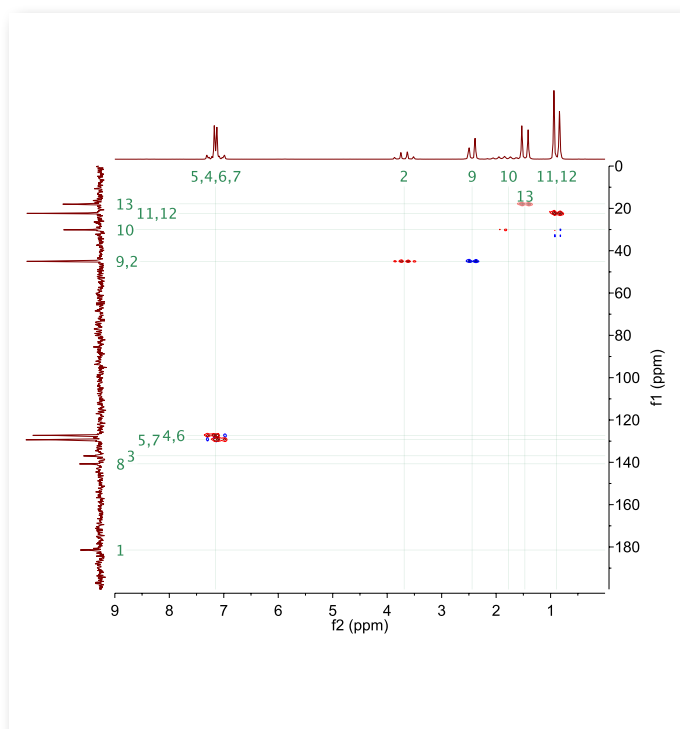
Spectra from the Spinsolve 60 Carbon benchtop NMR



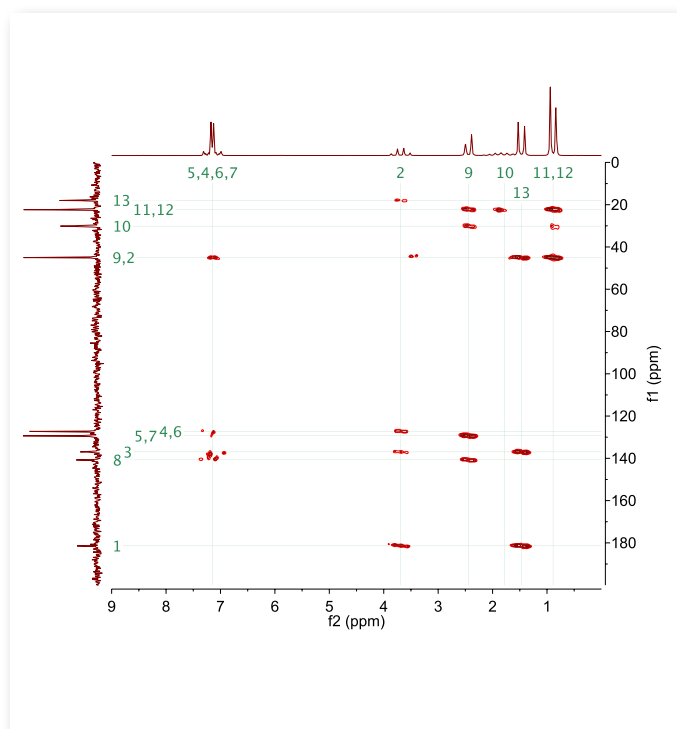
2 M Ibuprofen, 1D proton, single scan, 10 seconds



Neat Diethyl phthalate. 1D Carbon plus three DEPT spectra, total time 10 minutes



2 M Ibuprofen, HSQC-ME, ~1 hour



2 M Ibuprofen, HMBC, ~2 hours

Software

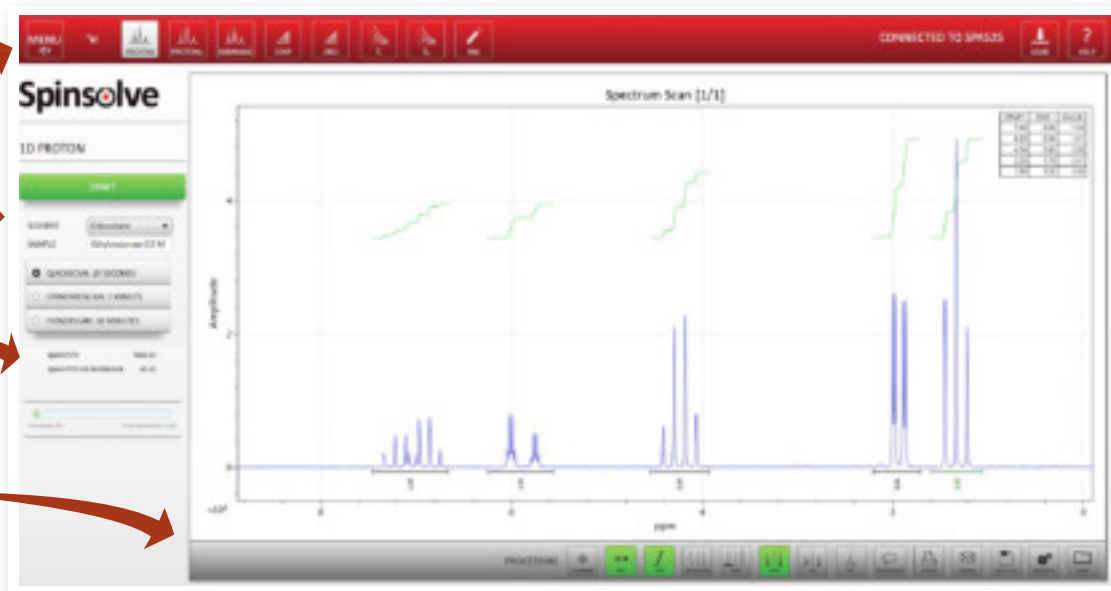
The Spinsolve software is beautifully simple and easy to use, with a clean and intuitive user interface.

Easy experiment selection in the upper menu

Single button start


Progress bar

One-click processing buttons



Simple menu structure


1. Click to choose nucleus
2. Click to choose experiment
3. Click Start (watch status on the progress bar)
4. Click any processing you wish to apply



Automate experiments with scripts

A range of script templates are provided for easy user modification. Scripts are displayed graphically to provide a clear picture of the sequence.

This script runs a sequence of a 1D proton, a 1D carbon, a DEPT, an HSQC-ME, and an HMBC.



Spinsolve[®] 60 Carbon



Specifications

- Nuclei: ¹H, ¹⁹F, ¹³C
- Operating frequency: 60 MHz (¹H)
- ¹H 50% Linewidth: < 0.5 Hz
- ¹H 0.55% Linewidth: < 20 Hz
- ¹H Sensitivity: >120:1 for 1% Ethyl Benzene
- Operating Temperature Range: 20° C to 25° C (68° F to 77° F)
- Dimensions: 58 x 43 x 40 cm (23" x 17" x 16")
- Weight: 60 kg (120 lb)
- Stray Field: < 2 G all around system
- Power requirement: 110-240V AC



Pulse sequences available on the Spinsolve 60 Carbon spectrometer

Proton	Fluorine	Carbon
1D	1D	1D
Paramagnetic	Paramagnetic	DEPT
2D COSY	2D F - COSY	HETCOR
2D TOCSY	2D F - JRES	HMBC
2D JRES	2D FH - COSY	HMQC
T ₁ , T ₂	Reaction Monitoring	HSQC
Reaction Monitoring		HSQC-ME

Other sequences may be available, contact Magritek for details.

Contact us now for a quote, to request a demo or to measure your samples

Email: sales@magritek.com

Website: www.magritek.com/contact-us

GERMANY +49 241 9278 7270

UNITED KINGDOM +44 7468 529 615

UNITED STATES +1 855 667 6835

NEW ZEALAND +64 4 477 7096

For a complete listing of our global offices and distributors visit: www.magritek.com/about-us/distributors/